



# Identification of Invasive Alien Species using DNA barcodes

Royal Belgian Institute of Natural Sciences  
Rue Vautier 29,  
1000 Brussels, Belgium  
+32 (0)2 627 41 23

Royal Museum for Central Africa  
Leuvensesteenweg 13,  
3080 Tervuren, Belgium  
+32 (0)2 769 58 54



## General introduction to this factsheet

The Barcoding Facility for Organisms and Tissues of Policy Concern (BopCo) aims at developing an expertise forum to facilitate the identification of biological samples of policy concern in Belgium and Europe. The project represents part of the Belgian federal contribution to the European Research Infrastructure Consortium LifeWatch.

Non-native species which are being introduced into Europe, whether by accident or deliberately, can be of policy concern since some of them can reproduce and disperse rapidly in a new territory, establish viable populations and even outcompete native species. As a consequence of their presence, natural and managed ecosystems can be disrupted, crops and livestock affected, and vector-borne diseases or parasites might be introduced, impacting human health and socio-economic activities. Non-native species causing such adverse effects are called Invasive Alien Species (IAS). In order to protect native biodiversity and ecosystems, and to mitigate the potential impact on human health and socio-economic activities, the issue of IAS is tackled in Europe by EU Regulation 1143/2014 of the European Parliament and Council. The IAS Regulation provides for a set of measures to be taken across all member states. The list of Invasive Alien Species of Union Concern is regularly updated. In order to implement the proposed actions, however, methods for accurate species identification are required when suspicious biological material is encountered.

Because morphology-based species identifications are not always possible (e.g. cryptic species, trace material, early life-stages), the purpose of the present work is to investigate and evaluate the usefulness of DNA sequence data to identify each of the IAS included in the EU Regulation. The results are presented as factsheets (one per IAS) compiled using publicly available DNA sequence data and information aggregated from various sources. Each factsheet consists of two major parts; (i) a short introduction to the specific IAS compiling information on its taxonomy and current occurrence/distribution in Europe; (ii) an investigation with respect to the usefulness of publicly available DNA sequences to identify this IAS to the taxonomic level stated in the EU list using DNA barcoding. For further information about the reasoning behind the applied approach and details on the materials and methods utilised, please see below and Smitz *et al.* [1].

More info about BopCo on <http://bopco.myspecies.info/> or contact us via [bopco@naturalsciences.be](mailto:bopco@naturalsciences.be).  
More info on the EU Regulation on [http://ec.europa.eu/environment/nature/invasivealien/index\\_en.htm](http://ec.europa.eu/environment/nature/invasivealien/index_en.htm).

## *Pseudorasbora parva*

(Temminck and Schlegel, 1846)

Common names:

English: false ruzbora, stone moroko, stone moroko, stone morokos, topmouth gudeon, topmouth minnow

French: goujon asiatique

German: Blaubandbärbling, Blaubandgründling, Keilfleckbarbe, Amurbärbling, Pseudokeilfleckbarbe, Asiatischer Gründling

Dutch: blauwband

**Last update: January 2019**



## General information on *Pseudorasbora parva*

### Classification

Kingdom	Phylum	Class	Order	Family	Genus
Animalia	Chordata	Actinopterygii	Cypriniformes	Cyprinidae	<i>Pseudorasbora</i>

### Species in the same genus: N = 5 [2-8]

Note: Hybrids between *Pseudorasbora parva* and *P. pumila*, as well as between *P. parva* and *Pungtungia herzi* have been reported [e.g. 5–7].

### Infra-species level: N = 0

Note: To our knowledge, no subspecies have been described.



### Native range: [9]

Asia; including the north-eastern part of China, Japan, Korea, Russia (Amur basin) and Taiwan.

### Invasive range: [9,10]

#### Europe (geographical):

Albania, Austria, Belarus, Belgium, Bosnia-Herzegovina, Bulgaria, Croatia, Czech Republic, Denmark, France, Germany, Greece, Hungary, Italy, Lithuania, Luxembourg, Moldova, Montenegro, Netherlands, North Macedonia, Poland, Romania, Russia, Serbia, Slovakia, Slovenia, Spain, Sweden, Switzerland, Turkey, Ukraine, United Kingdom.

#### For more detailed locality information and the most recent distribution updates, please visit:

<http://alien.jrc.ec.europa.eu/SpeciesMapper>

<https://www.gbif.org/species/2362868>

#### Outside Europe (geographical):

Afghanistan, Algeria, Armenia, Fiji, Iran, Kazakhstan, Laos, Uzbekistan.

### Morphology, biology, invasion, negative effects and remedies

For more information on *Pseudorasbora parva* please see the references and online information listed at the end of this document.




## Species identification based on DNA barcodes

### Introduction

DNA barcoding is a species identification method that uses a short genetic sequence (DNA barcode) to compare an unknown sample to a database of reference sequences with known species affiliations. The underlying rationale is that the divergence of nucleotide sequences among different species is larger than the nucleotide divergence between sequences within a species. DNA barcoding can facilitate the identification of IAS samples, especially when morphological characteristics are absent or useless. To assure correct species identifications, however, reference libraries need to include a sufficiently large number of sequences of (i) the IAS under investigation, in order to assess the intraspecific genetic divergence; (ii) the closely related species, in order to evaluate the interspecific genetic divergence; (iii) the different geographical areas covering the distribution range (native and invasive) of the IAS in order to detect potential population structure or local hybrids.

Against this background, BopCo evaluated the inclusion of the IAS and their close relatives in both publicly available reference libraries BOLD ([www.boldsystems.org/](http://www.boldsystems.org/)) and GenBank ([www.ncbi.nlm.nih.gov/nuccore/](http://www.ncbi.nlm.nih.gov/nuccore/)) to estimate the reliability with which a species identification can be obtained using DNA barcoding.

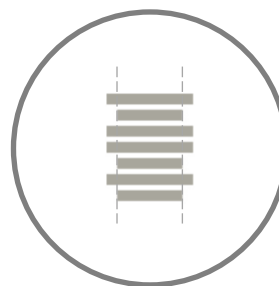
### Material and Methods [1]



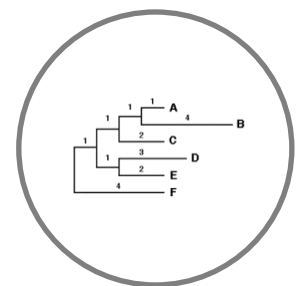
Download all sequence data available for the genus



Filtering the data and selecting 'promising' markers



Aligning and trimming of the sequences



Building Neighbour-Joining tree with Bootstrap support

### Conclusion

**Based on the present evaluation of the available sequence data, COI and cytb are the most reliable DNA markers for the identification of *Pseudorasbora parva*. To allow for a better evaluation of the performance of these markers for species identification, sequences for *P. interrupta* should be added.**

### Discussion

DNA markers for which *Pseudorasbora* sequences were available, were downloaded from GenBank and BOLD for all represented species of the *Pseudorasbora* genus. Nine DNA markers were evaluated (Table 1).

At first glance, **COI, cytb, 16S, 12S, CR** and **ND5** look promising to identify *Pseudorasbora parva*, since for each of them *P. parva* forms a highly supported cluster. However, only for COI and cytb multiple sequences from both native and invasive regions are available. Therefore, these are the preferential DNA markers to be used for the identification of *P. parva*, although sequence information of *P. interrupta* is missing for both markers (Table 2). To allow for a better evaluation of the performance of these markers, this missing species should be added since in all analyses including *P. interrupta* (i.e. **RAG-1, RAG-2** and **egr1**), the available *P. interrupta* sequence clusters together with *P. parva*. However, *P. interrupta* is endemic to streams on Fenghuang Mountain in Guangdong (China) [2] and thus little chance exists of it being encountered in Europe.

**Table 1:** Overview of the encountered issues concerning the DNA-based identification of the IAS [1]: (1) Insufficient publicly available DNA sequences of the IAS to capture the intra-species divergence; (2) Poor geographical coverage of the IAS sequences (native or invasive range missing); (3) The IAS sequences do not form supported clusters; (4) Potential misidentification of a specimen which influences the clustering of the IAS sequences; and (5) Not all congeneric species are represented in the final NJ-tree. An 'X' indicates that the issue was encountered.

Markers analysed	1	2	3	4	5
COI					X
cytb					X
16S		X			X
12S	X	X			X
CR		X			X
ND5		X			X
RAG-1			X		X



<b>RAG-2</b>	X	X	X						X
<b>egr1</b>	X	X	X						X

**Table 2:** Publicly available sequences downloaded (January 2019) from BOLD and GenBank (including sequences extracted from mitochondrial genomes) which were withheld as reliable and informative in the final alignment that was used for building the NJ-trees. The species names follow [2,3]. An 'X' indicates that at least one sequence was used in the final alignment, a '1' indicates only one unique sequences was available for the final alignment.

Species in genus	<b>COI</b>	<b>cytb</b>	<b>16S</b>	<b>12S</b>	<b>CR</b>	<b>ND5</b>	<b>RAG-1</b>	<b>RAG-2</b>	<b>egr1</b>
<i>Pseudorasbora elongata</i>	X	X	X	X	X	X	X	X	X
<i>Pseudorasbora interrupta</i>							1	1	1
<i>Pseudorasbora parva</i>	X	X	X	X	X	X	X	X	X
<i>Pseudorasbora pugnax</i>	X	X	X		X	X			
<i>Pseudorasbora pumila</i>	X	X	X	X	X	X	X	X	X
TOTAL species	4/5	4/5	4/5	3/5	4/5	4/5	4/5	4/5	4/5

For a more elaborate discussion of the available databases, the sequence selection process, the outcome of the NJ-tree analyses, the usefulness of the investigated DNA sequences for species identification, as well as information on how to send samples for analyses please contact BopCo directly.



## References and online information

### Online information

<http://www.cabi.org/isc/datasheet/67983>  
<http://ias.biodiversity.be/species/show/5>  
[https://www.nobanis.org/globalassets/speciesinfo/p/pseudorasbora-parva/pseudorasbora\\_parva.pdf](https://www.nobanis.org/globalassets/speciesinfo/p/pseudorasbora-parva/pseudorasbora_parva.pdf)  
<https://nas.er.usgs.gov/queries/greatlakes/FactSheet.aspx?SpeciesID=64&Potential=Y&Type=2&HUCNumber=>  
<http://www.nonnativespecies.org/factsheet/factsheet.cfm?speciesId=2876>  
[https://www.fws.gov/injuriouswildlife/pdf\\_files/Pseudorasbora\\_parva\\_WEB\\_9-15-2014.pdf](https://www.fws.gov/injuriouswildlife/pdf_files/Pseudorasbora_parva_WEB_9-15-2014.pdf)  
<http://species.biodiversityireland.ie/profile.php?taxonId=14244&taxonName=parva>  
[https://www.nvwa.nl/documenten/dier/dieren-in-de-natuur/exoten/risicobeoordelingen/factsheet-blauwband\\_NL](https://www.nvwa.nl/documenten/dier/dieren-in-de-natuur/exoten/risicobeoordelingen/factsheet-blauwband_NL)

### Picture credits

Page 1: *Pseudorasbora parva* By Seotaro, edited by Lycaon [CC BY-SA 3.0]  
Page 2 (left): *Pseudorasbora parva* (Poland) By Tomasz Majtyka [CC BY-SA 3.0]  
Page 2 (centre): *Pseudorasbora parva*, Hungary By Harka, Akos [CC BY 3.0]  
Page 2 (right): *Pseudorasbora parva*, Dniester Estuary By Yuriy Kvach [CC BY-SA 3.0]

### References

- [1] N. Smitz, S. Gombeer, K. Meganck, A. Vanderheyden, Y. R. Van Bourgonie, T. Backeljau, and M. De Meyer, "Identifying IAS based on DNA barcoding using currently available sequence data: details on applied material and methods." 2019. [Online]. Available from: <http://bopco.myspecies.info/content/invasive-alien-species-ias-factsheets>.
- [2] R. Froese and D. Pauly, "Fishbase" 2018. [Online]. Available: <http://www.fishbase.org>.
- [3] S. Kawase and K. Hosoya, "*Pseudorasbora pugnax*, a new species of minnow from Japan, and redescription of *P. pumila* (Teleostei: Cyprinidae)." *Ichthyol. Explor. Freshw.*, vol. 25, pp. 289–298, 2015.
- [4] K. Watanabe, K. Iguchi, K. Hosoya, and M. Nishida, "Phylogenetic relationships of the Japanese minnows, *Pseudorasbora* (Cyprinidae), as inferred from mitochondrial 16S rRNA gene sequences" *Ichthyol. Res.*, vol. 47, no. 1, pp. 43–50, Feb. 2000.
- [5] K. Y. Kim, M. H. Ko, S. J. Cho, W. J. Kim, M. H. Son, and I. C. Bang, "A Natural Hybrid of Intergeneric Mating between a Female *Pungtungia herzi* and a Male *Pseudorasbora parva* (Cypriniformes: Cyprinidae)" *Fish. Aquat. Sci.*, vol. 18, no. 1, pp. 99–107, 2015.
- [6] M. Konishi, K. Hosoya, and K. Takata, "Natural hybridization between endangered and introduced species of *Pseudorasbora*, with their genetic relationships and characteristics inferred from allozyme analyses" *J. Fish Biol.*, vol. 63, no. 1, pp. 213–231, Jul. 2003.
- [7] R. J. A. Buggs, "Empirical study of hybrid zone movement" *Heredity (Edinb.)*, vol. 99, no. 3, pp. 301–312, Sep. 2007.
- [8] K. Koga and A. Goto, "Genetic structures of allopatric and sympatric populations in *Pseudorasbora pumila pumila* and *Pseudorasbora parva*" *Ichthyol. Res.*, vol. 52, no. 3, pp. 243–250, Aug. 2005.
- [9] CABI, "*Pseudorasbora parva* [original text by Sunil Siriwardena]." *Invasive Species Compendium*. Wallingford, UK: CAB International., 2019. [Online]. Available: <https://www.cabi.org/isc/datasheet/67983>.
- [10] K. Tsiamis, E. Gervasini, I. Deriu, A.C. Cardoso. "Updates on the baseline distribution of Invasive Alien Species of Union concern (2019)", EUR 29726 EN, Publications Office of the European Union, Luxembourg, 2019, ISBN 978-92-79-02062-2, doi:10.2760/28412, JRC116322.

### To cite this factsheet, please use

Barcoding Facility for Organisms and Tissues of Policy Concern, 2019. Factsheet on *Pseudorasbora parva*; January 2019. In: Identification of Invasive Alien Species using DNA barcodes. BopCo, Belgium. Available from: [www.bopco.myspecies.info/content/invasive-alien-species-ias-factsheets](http://www.bopco.myspecies.info/content/invasive-alien-species-ias-factsheets), accessed on DD-MM-YYYY.

DISCLAIMER: The information represented in this factsheet has been compiled from many different sources. Every reasonable effort has been made to ensure that the material presented is accurate and reflects the current (see date last update) scientific knowledge. However, recent changes in e.g. taxonomy and distribution, or the publication of additional reference sequences may not be implemented. The views which are expressed in the "Conclusion" are those of the author(s) and have not been peer-reviewed. BopCo does not guarantee the accuracy of the data included in this factsheet. The content of the factsheet is for information only and is not intended as legal advice. BopCo may not be held responsible for the use which may be made of the information contained therein. If you should notice any issues considering the content of this factsheet, or if you would like to contribute any additional information to it, please contact us through [bopco@naturalsciences.be](mailto:bopco@naturalsciences.be).

